

Extra Steps to Ensure Safety

As a leading refractive surgery centre, we take pride in achieving the best outcome with maximum safety. Numerous measures are employed to ensure delivery of the best care to patients.

1. In 2004, the Centre was among the first in Asia to introduce femtosecond laser for flap creation. The risk of flap complications is much minimised
2. Regular post-operative monitoring is conducted to achieve desired surgical outcomes and provide statistical evidence for further improvement
3. All operating theatres are maintained at an exceptional standard:
 - Equipped with hospital-grade air filters
 - Air sampling is regularly done and cultures analysed
4. Professional in-house engineering team:
 - Professionally trained to carry out independent maintenance
 - Daily calibration of equipment
 - Regular surveillance programmes to ensure that machine accuracy far exceeds the requirement specified by equipment providers

Free Seminars



Our Centre regularly conducts free seminars for members of the public who are interested in refractive surgery. If you are interested in joining the seminar or getting more information, please visit our website or call our Centre.

HKSH Guy Hugh Chan Refractive Surgery Centre

HKSH Healthcare Medical Centre
Level 21, One Pacific Place, 88 Queensway, Hong Kong
Tel: (852) 2855 6699 Fax: (852) 2523 7660
eye@hksh-healthcare.com
www.hksh-healthcare.com

Service Hours

Monday to Friday: 9:00 am – 5:00 pm
Saturday: 9:00 am – 1:00 pm
Closed on Sundays and Public Holidays

HKSH Ophthalmology Centre

Happy Valley

Hong Kong Sanatorium & Hospital
4/F, Li Shu Fan Block2 Village Road, Happy Valley, Hong Kong
Tel: (852) 2835 8880; (852) 2835 8890 Fax: (852) 2892 7510
eye@hksh-hospital.com
www.hksh-hospital.com

Service Hours

Monday to Friday: 9:00 am – 5:00 pm
Saturday: 9:00 am – 1:00 pm
Closed on Sundays and Public Holidays

Admiralty

HKSH Healthcare Medical Centre
Level 21, One Pacific Place, 88 Queensway, Hong Kong
Tel: (852) 2855 6700 Fax: (852) 2523 7660
eye@hksh-healthcare.com
www.hksh-healthcare.com

Service Hours

Monday to Friday: 9:00 am – 5:00 pm
Saturday: 9:00 am – 1:00 pm
Closed on Sundays and Public Holidays

Consultation by Appointment
For enquiries and appointments,
please contact us



Refractive Surgery FOR CLEAR VISION




養和陳蔭樂視力矯正中心

HKSH Guy Hugh Chan
Refractive Surgery Centre

HKSH Guy Hugh Chan Refractive Surgery Centre

Clear vision is crucial to our daily lives. In order to see clearly, people with refractive errors depend on glasses or contact lenses. However, many people find glasses cosmetically unappealing, and contact lenses can be troublesome in handling as well as risky. The HKSH Guy Hugh Chan Refractive Surgery Centre is one of the first centres in Asia to provide refractive services for the correction of nearsightedness (myopia), farsightedness (hyperopia), astigmatism and reading problems (presbyopia). During the past 24 years, we have performed over 120,000 refractive procedures. Overall surgical success and patient satisfaction level are extremely high. This result is only achievable by selecting the best combination of treatments for each patient.

LASIK (Laser In-Situ Keratomileusis)



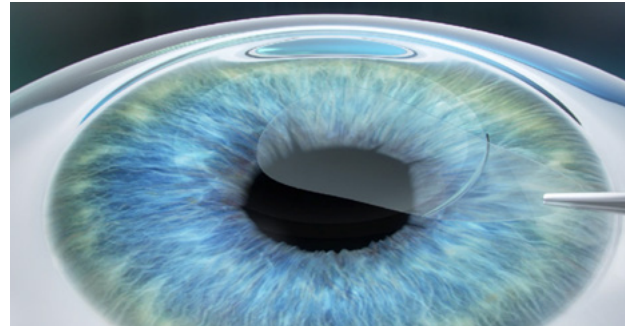
LASIK can correct refractive errors in two steps:

1. Creating corneal flap with femtosecond laser
2. Removing corneal tissue with excimer laser

Advantages of LASIK surgery:

- Revolutionary laser technology for flap cutting
- Customisable for each patient
- Fast visual recovery
- Suitable for patients with high myopia, thin cornea and large pupils

SMILE (SMall Incision Lenticule Extraction)



SMILE is a flapless technique that corrects nearsightedness and astigmatism:

1. An intrastromal lenticule is cut using femtosecond laser
2. The lenticule is removed through a small peripheral incision (2 to 4 mm)

Advantages of SMILE:

- Small incision surgery
- Fewer disruption of corneal nerves, i.e. less dry eye
- It maintains corneal biomechanical strength

Other Treatment Methods

For corneas which are too thin, or people who are frequently engaged in contact activities:

- LASEK (Laser Sub-Epithelial Keratomileusis)
- PRK (Photorefractive Keratectomy)
- Trans-PRK (Transepithelial Photorefractive Keratectomy)

For corneal strengthening:

- -Xtra (Corneal Collagen Cross Linking with Refractive Surgery)


Different Laser Systems for Unique Patient Needs Yield Optimal Results

Our Centre is equipped with several laser systems. Ophthalmologists formulate the most suitable treatment

plan for each patient based on ocular characteristics and individual needs. Increased options maximize the chance of getting the best visual outcome.



Intralase iFS 150



WaveLight EX500



VisuMax



Schwind Amaris RS1050

Other Advances in Treatment Technologies

The Centre's equipment has been timely upgraded to provide the newest and most advanced treatment options. Our current and most updated technologies in LASIK refractive surgery include:

- 0.7 mm Fine Spot Laser Ablation Technology
- 7D Tracking Technology
- Aspheric Technology
- Iris Recognition Technology
- Personalised Aspheric Q Adjustment Technology
- Presbyopia-correcting Laser Profile
- Topography Guided Technology
- Wavefront Technology
- Wavefront Optimised Technology